







→ **Enhanced Widescreen**

**HD
ready**



→ **Enhanced Widescreen**



-  **Widescreen presentations and HD entertainment**
-  **Bright, sharp images – 2700 Lumens**
-  **Supports games consoles, DVD players, digital satellite TV boxes – PC and laptop friendly**
-  **Realistic clear images – digital input**
-  **Vivid colours for presentations or movies**
-  **No maintenance – filter free design**

EW628
Digital DLP® Projector

Mobile WXGA (1280 x 800) DLP® Projector

Widescreen, HD Ready. The EW628 delivers 2700 Lumens from a small, sleek & stylish design. Full-featured yet compact it is ideally partnered with a widescreen notebook and HD sources. Ceiling mounted or mobile this dual-purpose projector multi-tasks in both office and home environments.

TRUE WXGA RESOLUTION:

The EW628 is the perfect companion for widescreen laptops. Presentations are viewed as sharp and detailed as they appear on your notebook PC in WXGA (1280 x 800) resolution.

Image and colour enhancement technologies

WITH
2000:1 contrast ratio



WITHOUT
400:1 contrast ratio



Optoma Colour Enhancement Technology

Advanced colour processing for bright, vivid, lifelike colour.

*Simulated Images

AMAZING COLOURS

You'll be amazed with the vibrant lifelike colours, a unique function of the Optoma Colour Enhancement Technology that brings to life any image displayed.

COLOUR PERFORMANCE

Optoma guarantees colour quality will stay as new for 10 years*

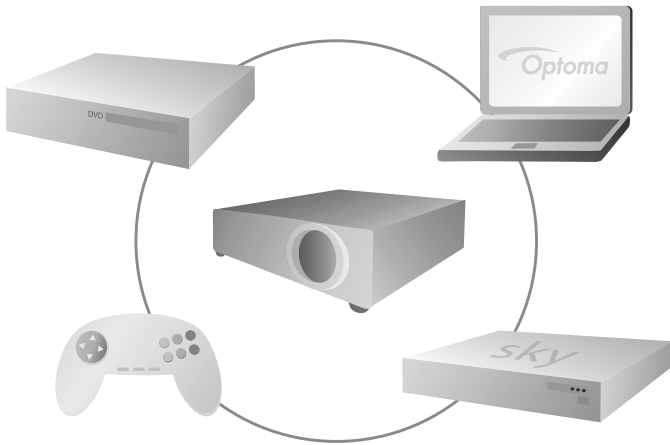
We are so confident that the EW628 colours will not fade that we guarantee the colours will remain vibrant and vivid, even after many years of use.



Brilliant business presentations... stunning results

HOOK IT UP TO ALMOST ANYTHING!

The EW628 is easy to use with most of your home entertainment and gaming devices. Simply connect, power up and project for the ultimate big screen viewing experience.



FEATURES

- 5 preset picture modes
- Quick keystone correction
- Password protection for added security
- Fully featured remote with mouse control and laser pointer
- Internal speaker
- Luxury carry-case included

SAVING TIME & ENERGY

It takes less than 15 seconds for the projector to power up and shutdown, so the EW628 not only saves time but energy too. Timer Control function turns the projector off when it is unused, saving energy and extending the lamp life of the projector to an astonishing 4000 hours**.

MAINTENANCE FREE

DLP® technology ensures lower cost of ownership, longer life and improved reliability compared to LCD projection technology.

Save time and money with the filter free projector design – no more regular filter replacement or cleaning required.



Specifications

EW628	
Native Resolution	WXGA 1280 x 800
Compressed Resolution	up to WXGA+ (1440 x 900)
Brightness	2700/2500 Lumens (BRIGHT/STD mode)
Contrast	2000:1
Noise Level	31dB
Lamp Life**	4000/3000 (STD/BRIGHT mode)
Projection Lens	F/2.44 ~ 2.58, f=21.8 ~ 24.0mm, 1.1x Manual Zoom
Throw Ratio	1.55 - 1.7:1 (Projection Distance:Image Width)
Projection Distance	1.2 - 12m
Image Size	0.83 - 9.13m (32.77" - 359.44") Diagonal 16:10
Display Technology	Single 0.65" WXGA type A DMD chip DLP® Technology by Texas Instruments
Weight / Dimensions (W x D x H)	2 kg / 259 x 188 x 71.5mm
Remote Control	Full function remote with laser pointer, mouse control and direct source selecting
INPUTS	DVI-I (HDCP) HDMI via adaptor Component via adaptor 2nd VGA via adaptor Component via adaptor 15 Pin D-Sub VGA SCART via adaptor S-Video 4 Pin Mini Din Composite via adaptor 3.5mm Mini Jack - Audio USB (for remote mouse)
CONTROL	RS232 3 Pin Mini DIN
OUTPUTS	PC 15 Pin D-Sub VGA (monitor loop-through)
Audio	1 x 1W Speaker
Aspect Ratio	16:10 Native, 4:3 & 16:9 Compatible
Keystone Correction	± 18 Degrees Vertical
On Screen Display	17 Languages: English, German, French, Italian, Spanish, Portuguese, Polish, Dutch, Russian, Finnish, Swedish, Greek, Norwegian, Danish, Hungarian, Czech and Arabic
Video Compatibility	PAL SECAM 576i/p, NTSC 480i/p, HD 720p/1080i
Uniformity	85%
Displayable Colours	16.7 Million
Horizontal Scan Rate	31.5 - 100kHz
Vertical Scan Rate	47 - 85Hz
Power Supply	100 - 240V, 50 - 60Hz
Power Consumption	270W Maximum, Standby Mode < 10W
Operating Conditions	Operating: 5 - 35°C, 85% Humidity (Max), 3000m Altitude (Max)
Security	One Kensington Lock Port, Password Protection
Standard Accessories	Lens Cover, AC Power Cord, VGA Cable, S-Video & Composite adaptor, USB Cable, Carry Bag, Full Function Remote, Batteries x 2, Quick Start Guide, CD User Manual, Warranty Card, WEEE Card
RoHS	Compliant
Lamp Warranty	6 months or 1000 hours - whichever comes sooner
Warranty	Warranty may vary by country. Please see www.optomaeurope.com or ask your local supplier for details
Colour Guarantee*	10 Years

Easy to use remote control



EW628 Remote Control

- 1 Laser
- 2 Remote Mouse
- 3 Vertical Keystone Correction
- 4 Volume Control
- 5 Brightness Adjustment
- 6 AV Mute
- 7 Direct Input Source Selection

EW628 Connections

- 8 VGA Loop-through
- 9 VGA In - Component & SCART via adaptor
- 10 DVI-I - HDMI and 2nd VGA via adaptor
- 11 S-Video - Composite via adaptor
- 12 Audio In
- 13 RS232
- 14 USB (remote mouse)

Easy to use remote with buttons to change the input sources



Exceptional Connectivity/Multiple Terminals



EW628 Projection Distance 1.2 - 12m (16:10 Aspect Ratio)							
Projection Distance (m)	Max. Horizontal Image Size (m)	Min. Horizontal Image Size (m)	Max. Vertical Image Size (m)	Min. Vertical Image Size (m)	Max Diagonal Image Size (m)	Max Diagonal Image Size (inch)	Max. Image Offset (m)
1.20	0.77	0.71	0.48	0.44	0.91	35.94	0.06
2.00	1.29	1.18	0.81	0.74	1.52	59.91	0.10
2.50	1.61	1.47	1.01	0.92	1.90	74.88	0.13
3.00	1.94	1.76	1.21	1.10	2.28	89.86	0.15
4.00	2.58	2.35	1.61	1.47	3.04	119.81	0.20
5.00	3.23	2.94	2.02	1.84	3.80	149.76	0.25
6.00	3.87	3.53	2.42	2.21	4.56	179.72	0.30
7.00	4.52	4.12	2.82	2.57	5.33	209.67	0.35
8.00	5.16	4.71	3.23	2.94	6.09	239.62	0.40
9.00	5.81	5.29	3.63	3.31	6.85	269.58	0.45
10.00	6.45	5.88	4.03	3.68	7.61	299.53	0.50
11.00	7.10	6.47	4.44	4.04	8.37	329.48	0.55
12.00	7.74	7.06	4.84	4.41	9.13	359.44	0.60

For guide purposes only

EW628 is capable of 4:3 and 16:9 aspect ratio projection. When projecting a 4:3/16:9 image the image sizes, screen height and offset information will differ from the above.

Optoma Europe Ltd.
42 Caxton Way, Watford Business Park, Watford, Hertfordshire, UK. WD18 8QZ

www.optoma.eu

* Optoma guarantee that in normal use, Optoma DLP® colour quality will be indistinguishable from when new. Please note that worn lamps will give slight variance. Exclusion: (1) Guarantee is voided if the projector is subject to damage through mis-use. (2) Guarantee may be void in industrial or commercial entertainment environments where dust or smoke is particularly excessive (3) Guarantee will not apply if lamp brightness is below 50% due to wear or if the projector is not working due to other fault. **Typical lamp life achieved through testing. Will vary according to operational use and environment conditions. Copyright © 2006, Optoma Europe Ltd. All other product names and company names used herein are for identifications purposes only and may be trademarks or registered trademarks of their respective owners. Errors and omissions excepted, all specifications are subject to change without notice. DLP® and the DLP logo are registered trademarks of Texas Instruments.

Panoview
Optoma recommended screens
www.panoview.eu

