



3D GAMING PROJECTOR GT1080



PLAY BIGGER, HARDER, FASTER



-  Larger than life gaming in a large or small room; project a 100" diagonal image from only 3.5 ft from the screen
-  All digital connectivity, 2x HDMI ports for Lowest latency and faster response time (free HDMI cable included)
-  25,000:1 contrast ratio for faster target acquisition
-  MHL enabled HDMI port, display games and movies from your mobile phone or tablet
-  VESA 3D Sync Port
-  Powerful built-in audio
-  Long lamp life for worry-free gaming



Experience games and movies the way you have never seen before on an Optoma GT1080 High Definition gaming projector.

Designed for serious gamers like you, the Optoma GT1080 delivers super-fast 2800 lumens bright HD games to the screen with stunning color accuracy and a 25,000:1 contrast ratio for maximum image detail and improved visibility. Allowing you to acquire and assess information easily and to formulate a faster, more accurate response to defeat your opponents.

Equipped with the level of all digital connectivity you need for today's gaming gear, the Optoma GT1080 will keep you on top with two HDMI ports, MHL connectivity, VESA 3D sync port, razor sharp 0.5:1 short throw lens to deliver larger than life images even in space constrained environments, powerful 10-Watt audio, 12V output, whisper quiet operation and up to 6500-hour long lamp life for worry-free gaming.

CONNECTIVITY (May require optional accessories)



COMPUTERS



SMART PHONES



TABLETS



3D BLU-RAY/DVD PLAYERS



SET TOP BOXES



CAMCORDERS



GAME CONSOLES



DIGITAL CAMERAS



Roku®



Apple TV®

3D HOME THEATER PROJECTOR — GT1080

OPTICAL/TECHNICAL SPECIFICATIONS

Display Technology	Single 0.65" DC3 DMD DLP® Technology by Texas Instruments™
Native Resolution	HD (1920 x 1080)
Maximum Resolution	WUXGA (1920 x 1200)
Brightness	2800 lumens
Contrast Ratio	25,000:1 (full on/full off)
Displayable Colors	1.07 Billion
Lamp Life and Type*	6500/6000/5000 (Bright/Eco/DB), 190W
Projection Method	Front, rear, ceiling mount, table top
Keystone Correction	±40° Vertical
Uniformity	>80%
Offset	116%
Aspect Ratio	16:9 Native, 4:3 compatible
Throw Ratio	0.5 (distance/width)
Projection Distance	1.64'–11' (0.5–3.35 m)
Image Size	45.3"–303.2" (1.06–7.74 m)
Projection Lens	F=2.8, f=7.42 mm and focus
Digital Zoom	0.8 ~ 2.0
Audio	10-Watt speaker
Noise Level	26dB (Eco)
Remote Control	Backlit IR remote control
Operating Temperature	41–104°F (5–40°C), 85% max humidity
Power Supply	AC Input 100–240V, 50–60Hz, auto-switching
Power Consumption	Max 262W (Normal), Min 193W (Eco), <0.5W (standby-ECO)

COMPATIBILITY SPECIFICATIONS


Computer Compatibility	WUXGA, UXGA, SXGA+, WXGA+, WXGA, SXGA, XGA, SVGA, VGA
Video Compatibility	NTSC, PAL, SECAM, SDTV (480i), EDTV (480p), HDTV (720p, 1080i/p)
3D Compatibility†	Supports all HDMI 1.4a mandatory 3D formats (Frame pack, side-by-side, top-bottom) and up converts frame rate from 60Hz to 120Hz or 24Hz to 144Hz (i.e 60 or 72 frames per eye). 3D glasses are needed and are sold separately. Refer to user manual for details.
Vertical Scan Rate	24–85Hz, 120Hz
Horizontal Scan Rate	15.375–91.146KHz
Latency	< 14 msec
User Controls	Complete on-screen menu, adjustments in 27 languages
I/O Connection Ports	Two HDMI v1.4a, 3D VESA, audio-out, USB mini-B, 12V trigger
Loop Through (Audio)	<i>Audio:</i> VAO audio out, HDMI VAO audio out supported (VAO in normal mode, fixed in Standby)

PHYSICAL SPECIFICATIONS

Security	Kensington® lock, security bar and keypad lock
Weight	6 lb (2.7 kg)
Dimensions (W x H x D)	12.4" x 4.0" x 8.8" (315 x 102 x 224 mm)

*Lamp life is dependent on many factors, including lamp mode, display mode, usage, environmental conditions and more. Lamp brightness can decrease over time.

†3D content can be viewed with either RF or DLP Link active shutter glasses when projector is used with a compatible 3D player. RF 3D glasses require the use of the RF 3D emitter. Please visit www.OptomaUSA.com for more information



†Function not supported by the projector

Warranty

1-Year Limited Parts and Labor, 90-Days on Lamp

What's in the Box (Standard Accessories)

GT1080 projector, carrying case, lens cap, HDMI cable, AC power cord, remote control, batteries for remote, multilingual CD-ROM, user's manual, quick start card, and warranty card.

Optional Accessories

Ceiling mount, Optoma screen, DLP® Link™ 3D glasses, RF 3D glasses, RF 3D emitter

Accessory Part Numbers

Lamp: SP.8VH01GC01	Remote: SP.8ZE01GC01
Power cord (11M): BC-PUPIXY11	Mount: BM-5001U
RF 3D emitter: BC300	DLP® Link™ 3D glasses: BG-ZD301
RF 3D glasses: ZF2300GLASSES	Carrying case: SP.8VH03GC01

UPC 796435 81 211 9

www.OptomaUSA.com

Optoma
Projector Expert

Copyright © 2014 Optoma Technology, Inc. DLP® and the DLP logo are registered trademarks of Texas Instruments™. All other trademarks are the property of their respective owners. All specifications subject to change at any time.