



# LX-SERIES

DLP PROJECTORS

FIXED LENS DLP PROJECTORS

# LX-MU500 LX-MW500



PROJECTORS.USA.CANON.COM

MARKETS/APPLICATIONS  
RECOMMENDED FOR:

- Higher Education
- K-12 Education
- Corporate
- Simulation & Training
- Retail



## VERSATILITY AND PERFORMANCE

The LX-MU500 and LX-MW500 DLP Projectors offer 5000 lumens and a high contrast ratio, along with a range of impressive image quality adjustment features such as the BrilliantColor™ system and 6-Axis Color Adjust to help ensure realistic rich colors, with deep blacks and enhanced brightness. These features, combined with a compact size and installation flexibility provided by Manual Vertical Lens Shift and Corner Adjustment helps to ensure that this projector can be placed in a variety of spaces. Both models include a built-in HDBaseT receiver and two HDMI inputs, one of which is equipped with Mobile High-Definition Link (MHL).

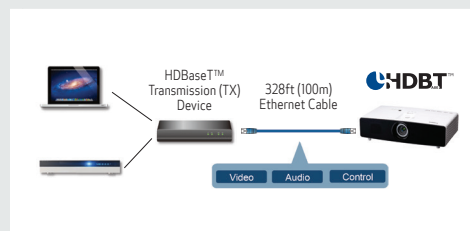


### 5000 Lumens



Balancing excellent image quality and versatility, the compact LX-MU500 and LX-MW500 are ideal for a range of markets including education and corporate.

### HDBaseT™ Connectivity



HDBaseT allows uncompressed HD video, audio and control signals to be transmitted over one single Ethernet cable with a maximum distance of 328 feet (100m).

### KEY FEATURES

- Resolution
  - LX-MU500: WUXGA (1920 x 1200)
  - LX-MW500: WXGA (1280 x 800)
- Contrast Ratio:
  - LX-MU500: up to 2500:1
  - LX-MW500: up to 3750:1
- Throw Ratio
  - LX-MU500: 1.07-1.71:1
  - LX-MW500: 1.12-1.8:1
- 5000 Lumens
- DLP Technology with BrilliantColor™ System
- HDBaseT™, HDMIx2, MHL
- 3D Ready
- DICOM® Simulation Mode

## SPECIFICATIONS


PROJECTION SYSTEM	
Imaging Device	DMD x1
Aspect Ratio	16:10
Native Resolution	LX-MU500: WUXGA (1920 x 1200) LX-MW500: WXGA (1280 x 800)
Brightness	5000/4000 lm <sup>*2</sup>
Uniformity	75%
Contrast Ratio	LX-MU500: 2500:1 LX-MW500: 3750:1
Digital Keystone	V: ±30°, H: ±30°
Lens Shift	LX-MU500: V: 52.5% - 55.0% (Manual) LX-MW500: V: 55.0% - 57.5% (Manual)

OPTICS	
F Number, Focal Length	F2.45 - F3.07, f=15.75 - 25.1mm
Zoom	1.6x
Focus	Manual
Image Size W	60" ~ 240"
Image Size T	60" ~ 150"
Throw Ratio	LX-MU500: 1.07 - 1.71:1 <sup>*1</sup> LX-MW500: 1.12 - 1.80:1 <sup>*1</sup>


IMAGE ADJUSTMENTS	
Image Modes	Presentation / Standard / sRGB / Movie / DICOM / User 1 / User 2
Color Adjustment	Color Temperature, Color Balance, Color Tint
Screen Color Correction	Light Yellow, Pink, Light Green, Blue, Blackboard
Mounting	Front Table, Rear Table, Front Ceiling, Rear Ceiling
Adjustable Feet	Front: 2 (Angle of Elevation of up to 4.5°)

IMAGE SIGNALS	
Scanning Frequency	V: 24Hz - 119.989 Hz, H: 15.73 kHz - 101.563 kHz
Analog PC Input	WUXGA / WSXGA+ / UXGA / SXGA+ / WXGA+ / FWXGA / WXGA / SXGA / XGA / SVGA / VGA / MAC
Digital PC Input	WUXGA / WSXGA+ / UXGA / SXGA+ / WXGA+ / FWXGA / WXGA / SXGA / XGA / SVGA / VGA
Component Video Input	1080p / 1080i / 720p / 576p / 576i / 480p / 480i
Digital Video Input	1080p / 1080i / 720p / 576p / 480p
Dot Clock	LX-MU500: 162.00 MHz LX-MW500: 157.50 MHz
MHL Input	1080p / 1080i / 720p / 576p / 576i / 480p / 480i
Video Input/S-video Input	NTSC / PAL / SECAM / NTSC4.43 / PAL-M / PAL-N / PAL-60

## DIMENSIONS



## CONNECTABILITY



\*1: Calculated value for 100" image. \*2: Lamp Mode is Normal/ Eco. Brightness in Eco mode is only a calculated value and is not guaranteed as specification. \*3: Stand by LAN function is on/off. \*4: Non-condensing. \*5: These values do not guarantee the operation life of lamps. \*6 This accessory is not pe-installed when the projector is purchased.

© 2015 Canon U.S.A., Inc. All rights reserved. Not responsible for typographical errors. Specifications subject to change without notice. Products not shown to scale. Certain images and effects are simulated. Canon and REALiS are registered trademarks of Canon Inc. in the United States and may also be trademarks or registered trademarks in other countries. DICOM is the registered trademark of the National Electrical Manufacturers Association for its standards publications relating to digital communications of medical information. The LX-MU500 and LX-MW500 are not cleared or approved for medical diagnosis and should not be used for these purposes. HDBaseT(TM) and the HDBaseT Alliance logo are trademarks of the HDBaseT Alliance. All other products and brand names may be registered trademarks, trademarks or service marks of their respective owners in the United States and/or other countries.

LX-MU500 DLP Projector	ITEM CODE: 1033C002	UPC CODE: 13803271089
LX-MW500 DLP Projector	ITEM CODE: 0967C002	UPC CODE: 13803271072

TERMINALS	
Mini Dsub15	Analog PC / Component Video Input (x2), Analog PC / Component Video Output (x1)
HDMI	Digital PC / Digital Video Input
HDMI/MHL	Digital PC / Digital Video / MHL Input
Mini DIN4	S-video Input
RCA x3	Video Input / Audio-L / Audio-R
RJ-45 HDBaseT™	Network Connection (100BASE-TX / 10BASE -T) HDBaseT Input
Dsub9 (Control)	RS-232C
USB Type A	Power Out
USB Mini B	Service Port
Mini Jack	Audio Input (x1), Audio Output (x1)

REMOTE CONTROL	
Wireless Remote	IR

BUILT-IN SOUND	
Internal Amplifier	10W, Monaural

LAMP	
Type	Super-High Pressure Lamp
Life	2000H/2500H (Lamp Mode: Normal/Eco) <sup>5</sup>
Lamp Power	370/296W <sup>*2</sup>

RATINGS	
Fan Noise	36/33 dB <sup>*2</sup>
Power Consumption	500/400W <sup>*2</sup>
Standby Power Consumption	3.0/0.5W <sup>*3</sup>
Power Voltage	AC100 - 240V : 50/60Hz
Operating Temperature	LX-MU500: 32°F - 104°F (RH: 10 - 90%) <sup>*4</sup> LX-MW500: 32°F - 104°F (RH: 10 - 80%) <sup>*4</sup>
Dimensions (W x D x H)	W: 18.3" x D: 10.3" x H: 4.8"
Weight	11.9 lbs.

## WHAT'S IN THE BOX

- Projector
- Lens Cap
- Power Cord (70.8")
- VGA to VGA Connection Cable (Mini Dsub15-Mini Dsub15) (70.8")
- Projector Remote Control: LV-RC08 (Battery Type: CR2025)
- Quick Start Guide (Book)
- User's Manual (CD-ROM)
- Warranty Card

## ACCESSORIES/REPLACEMENT PARTS

ITEM	ITEM CODE
Remote Control LV-RC08	0029C001
Replacement Lamp LX-LP02	1035C001
Replacement Air Filter LX-FL02 <sup>*6</sup>	1036C001