







WUXGA PROFESSIONAL INSTALLATION LASER PHOSPHOR PROJECTOR ZU850



Spectacular image quality, high brightness, and state-of-the-art laser technology with low maintenance



-  **WUXGA with 8000 ANSI lumens produces a sharp, luminous image**
-  **DuraCore: providing 30,000 hours maintenance-free laser light source at full brightness**
-  **Multi Color Laser technology enables a wider color gamut maintaining high brightness**
-  **Built-in edge blending and image warping with portrait and 360° operation mode**
-  **Extensive connectivity options featuring HDMI, HDBaseT, 3G-SDI and wireless mirroring and streaming via USB dongle**
-  **5 interchangeable optical lens options with 24/7 mode operation**

PRO | SCENE



The Optoma ZU850 is a WUXGA, 8000 lumen professional installation laser phosphor projector, providing up to 30,000 hours of impressive, virtually maintenance free operation. This technology eliminates the need for lamp and filter replacements for a low cost of ownership. Designed for large meeting rooms, boardrooms, auditoriums, museums, houses of worship and broadcast environment installations, the laser phosphor light source delivers vibrant colors and more consistent brightness, along with high resolution and contrast for stunning quality images.

This projector is part of the DuraCore family with dust-sealed, filter-free design with IP6X certification engine prevents dust and dirt from affecting the optical system, ensuring optimal image quality with minimal maintenance requirements. Motorized lens shift, zoom and focus combined with 360° and portrait operation mode provide total flexibility for simple, trouble-free installation. A choice of five premium-quality lenses ranging from 0.75:1 to 5.5:1 throw ratio that the ZU850 can be used for a variety of projection distances.

The ZU850 also offers an array of advanced connectivity options including HDMI, DVI-D, HDBaseT and 3G-SDI. Every aspect of the ZU850 has been carefully designed and built to suit the requirements of even the most complex professional installation, representing the ultimate in professional image projection.

CONNECTIVITY (May require optional accessories)



Computers



Smart Phones



Tablets




3D Blu-ray/DVD Players



Broadcasting Camera






Apple TV®



Chromecast™

WUXGA PROFESSIONAL INSTALLATION LASER PHOSPHOR PROJECTOR - ZU850

OPTICAL/TECHNICAL SPECIFICATIONS

Display Technology	Single DMD, 0.67" WUXGA DMD, Type A, DC3 DLP® Technology by Texas Instruments™	
Native Resolution	1920 x 1200 WUXGA	
Maximum Resolution	1920 x 1200 WUXGA	
Brightness	8000 ANSI lumens	
Contrast Ratio	2,000,000:1 (Extreme black enabled) 2000:1 (full on/full off)	
Lamp Life and Type*	Up to 30,000 hrs	
Projection Method	Front, rear, ceiling mount, table top, 360° and portrait mode operation capable	
Keystone Correction	V: +/- 20 %, H: +/- 20 %	
Vertical and Horizontal lens shift	±100% Vertical ±30% Horizontal	
Uniformity	80%	
Aspect Ratio	16:10 (Native), 16:9, 4:3, Auto	
Throw Ratio	0.75:1~5.5:1 (interchangeable lenses)	
Image Size	50" - 300"	
Projection Distance	2.6'~115' (0.8 ~35 m)	
Projection Lens	(No standard lens supplied) 5x lenses to choose from	
BX-CTA15 (Short Throw) Throw ratio:	0.75-0.95:1	
BX-CAA01 (Semi Short) Throw ratio:	0.95-1.22:1	
BX-CAA06 (Standard) Throw ratio:	1.22-1.53:1	
BX-CAA03 (Long Throw) Throw ratio:	1.52-2.92:1	
BX-CTA13 (Ultra Long) Throw ratio:	2.90-5.50:1	
Optical Zoom	1.26x~1.9x	
Noise Level	32dB	
Remote Control	Full Function wired remote	
Operating Temperature	41~104°F (5~40°C), 85% max humidity	
Power Supply	AC input 100 – 240V, 50~60 Hz	
Power Consumption	770W (Bright), 395W (ECO)	
High Altitude	Must manually switch to high altitude mode from 5000 feet and above (using OSD)	

COMPATIBILITY SPECIFICATIONS

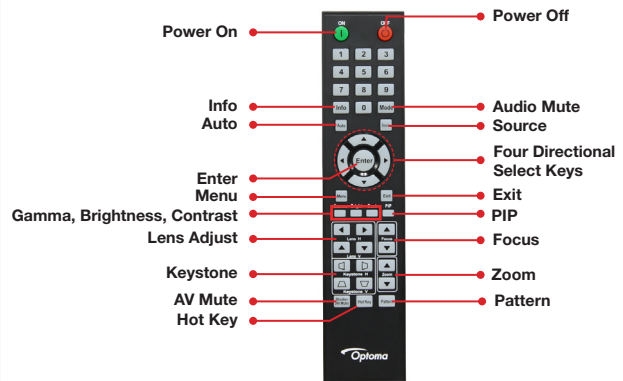
Computer Compatibility	HD, WUXGA, UXGA, WXGA, SXGA+, SXGA, XGA, SVGA, VGA resized, VESA, PC and Mac compatible
Video Compatibility	NTSC, PAL, SECAM, SDTV (480i), EDTV (480p), HDTV (720p, 1080i/p)
Vertical Scan Rate	24~85Hz, 120Hz
Horizontal Scan Rate	15.375~91.146KHz
User Controls	Complete on-screen menu adjustment in 13 languages
I/O Connection Ports	1 x HDMI In (version1.4), 1 x DVI-D (only support digital signal), 1 x VGA In (D-Sub 15pin) (Computer In or Component), 1 x HDBaseT, 1 x 3G-SDI, 1 x VGA Out (Support VGA loops through to monitor) (Monitor Out), 1 x 3D SYNC Out, 1 x HDMI Out (version1.4), 1 x RS232 (D-sub 9 pin) (PC Control), 1x Wired remote in (3.5mm phone jack) (Remote In), 1 x USB-type A (for WiFi dongle purpose), 1 x Mini USB (for LAN FW upgrade only) (Service), 1 x RJ45 (LAN)

PHYSICAL SPECIFICATIONS

Security	Kensington® Lock Port, security bar and keypad lock
Weight	50.7 lbs (w/out lens)
Dimensions (W x H x D)	19" x 7.7" x 20.7" (482 x 195 x 525 - with elevators) W H D



- | | | |
|------------------------|-------------|------------------|
| 1. Power On/Off | 7. HDMI Out | 13. Wired Remote |
| 2. Menu Navigation Pad | 8. HDMI In | 14. USB Power |
| 3. 3G-SDI | 9. 3D Sync | 15. Service |
| 4. DVI-D | 10. HDBaseT | 16. AC Power |
| 5. VGA-In (YPbPr) | 11. RJ-45 | 17. Power Switch |
| 6. VGA-out | 12. RS-232C | |



Warranty

5 year or 30,000 hour light source warranty (whichever comes first), 3-year Optoma Express advance exchange warranty on the projector

What's in the Box (Standard Accessories)

ZU850 projector, AC power cord, VGA to VGA cable, remote control, carrying case, batteries for remote, multilingual CD-ROM user's manual, quick start card, and warranty card

Optional Accessories

Universal ceiling mount, DLP@Link™ 3D glasses, Wireless Dongle, Wireless HDMI system, Remote

Accessory Part Numbers

Ceiling mount: BM-9011N
 Remote: BR-3074W
 DLP@Link™ 3D glasses: ZD302
 Wireless HDMI system: WHD200, HDCast Pro-PRO -BLACK
 RF 3D emitter: BC300
 RF 3D glasses: ZF2300GLASSES

UPC 796435 44 044 2

*Light source life is dependent upon many factors, including brightness mode, display mode, usage, environmental conditions and more. Light source brightness can decrease over time

*30,000 hours to 50% brightness / Full brightness "Normal" (100% power) mode, temperature 77°F

†3D content can be viewed with either RF or DLP Link active shutter glasses when projector is used with a compatible 3D player. RF 3D glasses require the use of the RF 3D emitter. Please visit www.OptomaUSA.com for more information

Portrait orientation must follow the recommended positions, for further information please consult with the User Manual

www.OptomaUSA.com



Copyright © 2016 Optoma Technology, Inc. DLP® and the DLP logo are registered trademarks of Texas Instruments™. All other trademarks are the property of their respective owners. All specifications subject to change at any time.